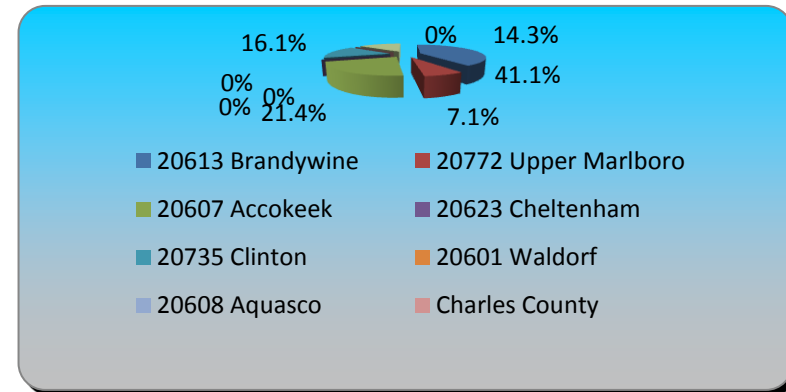


Turning Graphical Results by Question

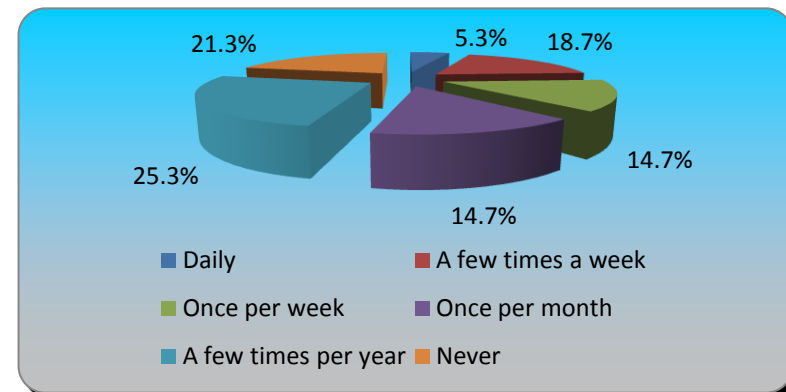
Session Name: SAARC Public Meeting 6.26 Gwynn Park Middle School

Created: 6/26/2013 8:52 PM

1.) What zip code do you reside in? (multiple choice)	Responses	
20613 Brandywine	23	41.07%
20772 Upper Marlboro	4	7.14%
20607 Accokeek	12	21.43%
20623 Cheltenham	0	0%
20735 Clinton	9	16.07%
20601 Waldorf	0	0%
20608 Aquasco	0	0%
Charles County	0	0%
Other	8	14.29%
Totals	56	100%

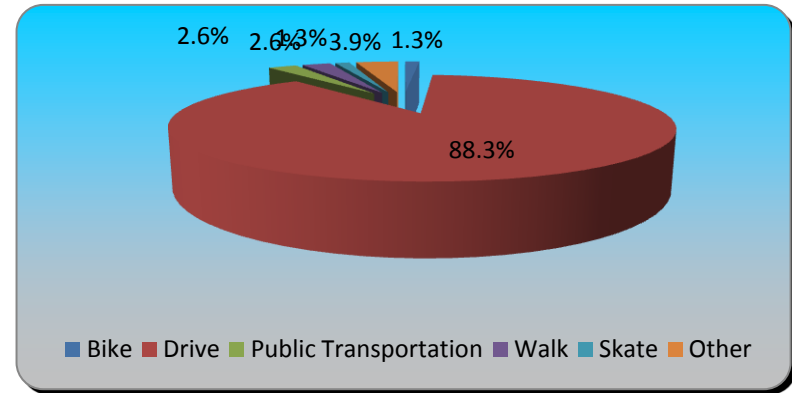


2.) On average, how often do you and members of your household visit M-NCPPC, Department of Parks and Recreation facilities and programs? (multiple choice)	Responses	
Daily	4	5.33%
A few times a week	14	18.67%
Once per week	11	14.67%
Once per month	11	14.67%
A few times per year	19	25.33%
Never	16	21.33%
Totals	75	100%



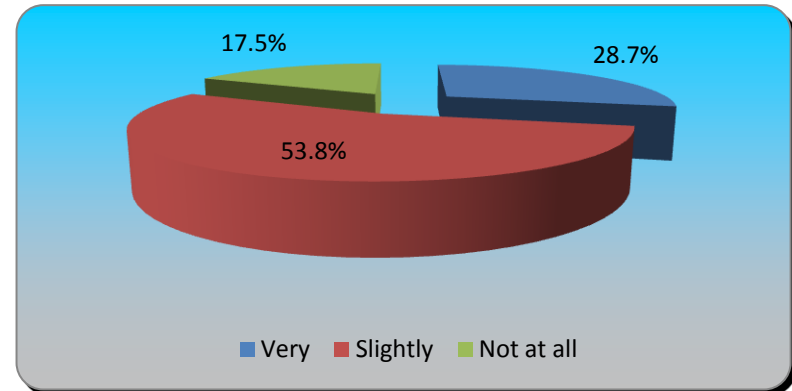
3.) How do you most frequently access M-NCPPC facilities and programs? (multiple choice)

	Responses	
Bike	1	1.30%
Drive	68	88.31%
Public Transportation	2	2.60%
Walk	2	2.60%
Skate	1	1.30%
Other	3	3.90%
Totals	77	100%



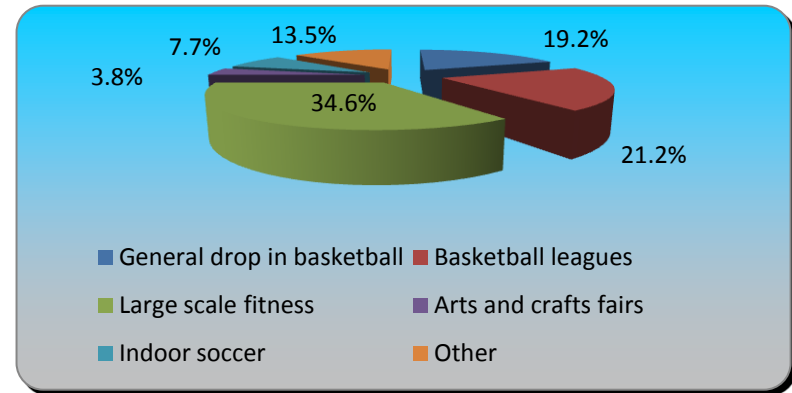
4.) To what extent have you been involved in the planning of the Southern Area Aquatics and Recreation Center project? (multiple choice)

	Responses	
Very	23	28.75%
Slightly	43	53.75%
Not at all	14	17.50%
Totals	80	100%



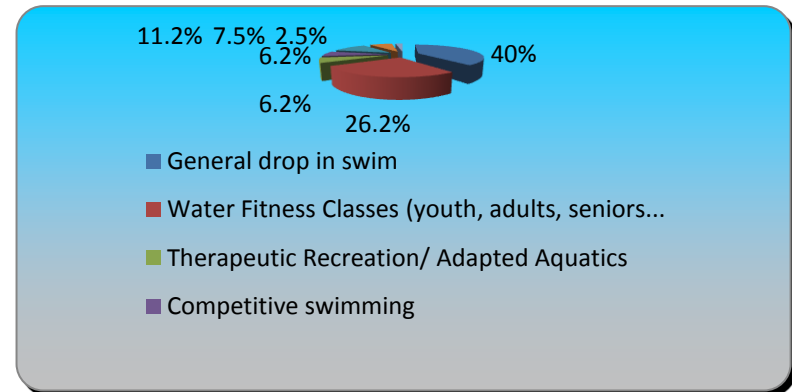
5.) In your opinion, which activity will lead to the highest participation rates within the SAARC gymnasium? (multiple choice)

	Responses	
General drop in basketball	10	19.23%
Basketball leagues	11	21.15%
Large scale fitness	18	34.62%
Arts and crafts fairs	2	3.85%
Indoor soccer	4	7.69%
Other	7	13.46%
Totals	52	100%



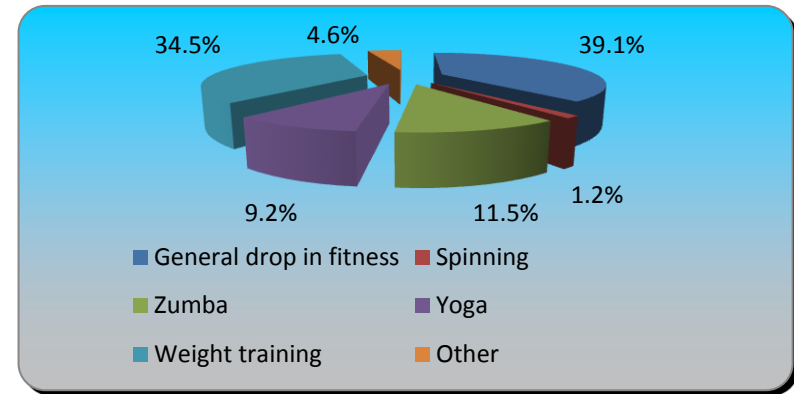
6.) In your opinion, which activity will lead to the highest participation rates within the SAARC aquatics facility? (multiple choice)

	Responses	
General drop in swim	32	40%
Water Fitness Classes (youth, adults, seniors...)	21	26.25%
Therapeutic Recreation/ Adapted Aquatics	5	6.25%
Competitive swimming	5	6.25%
Learn to swim courses	9	11.25%
Aquatic Safety Training and Certification Cou...	6	7.50%
Other	2	2.50%
Totals	80	100%



**7.) In your opinion, which activity will lead to the highest participation rates within the SAARC fitness center?
(multiple choice)**

	Responses	
General drop in fitness	34	39.08%
Spinning	1	1.15%
Zumba	10	11.49%
Yoga	8	9.20%
Weight training	30	34.48%
Other	4	4.60%
Totals	87	100%



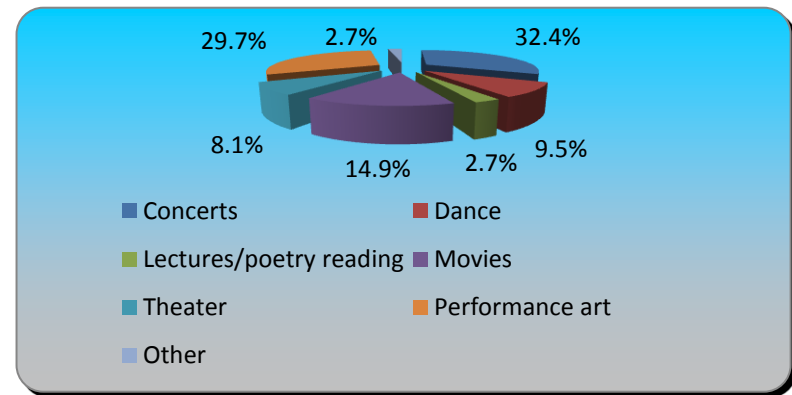
8.) In your opinion, which activity will lead to the highest number of private rentals within the SAARC Multi-purpose program space? (multiple choice)

	Responses	
Birthday Parties	20	28.99%
Recreational Classes	11	15.94%
Community Meetings	10	14.49%
Family Reunions	4	5.80%
Award ceremonies/graduations	12	17.39%
Weddings	2	2.90%
Business Retreats	4	5.80%
Civic Organization Meetings	4	5.80%
Other	2	2.90%
Totals	69	100%



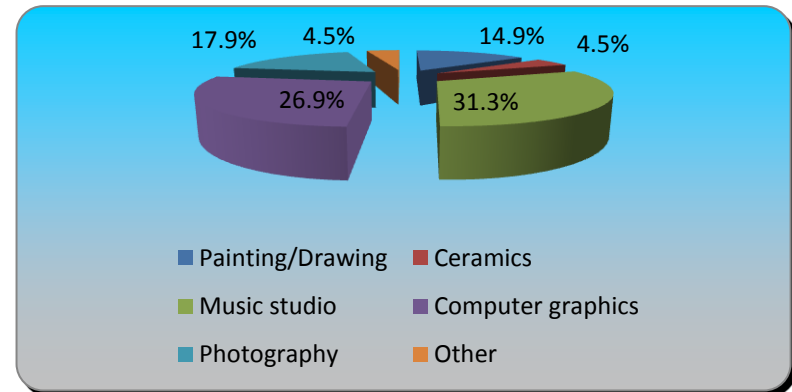
9.) In your opinion, which activity will lead to the highest participation rates within the SAARC

multiple purpose/performance space? (multiple choice)	Responses	
Concerts	24	32.43%
Dance	7	9.46%
Lectures/poetry reading	2	2.70%
Movies	11	14.86%
Theater	6	8.11%
Performance art	22	29.73%
Other	2	2.70%
Totals	74	100%



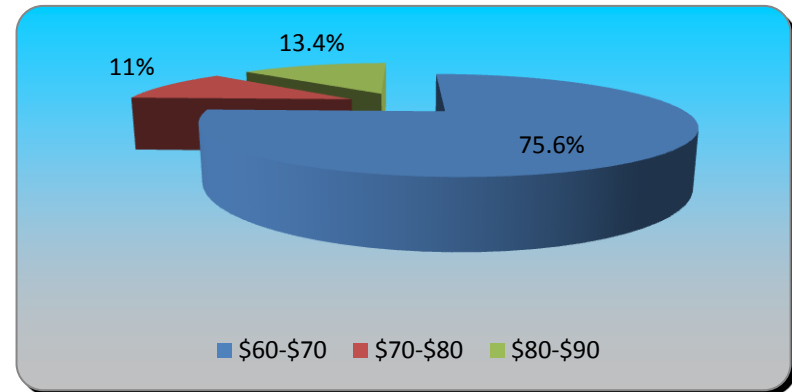
10.) In your opinion, which art activity will lead to the highest participation rates within the SAARC? (multiple choice)

multiple choice)	Responses	
Painting/Drawing	10	14.93%
Ceramics	3	4.48%
Music studio	21	31.34%
Computer graphics	18	26.87%
Photography	12	17.91%
Other	3	4.48%
Totals	67	100%



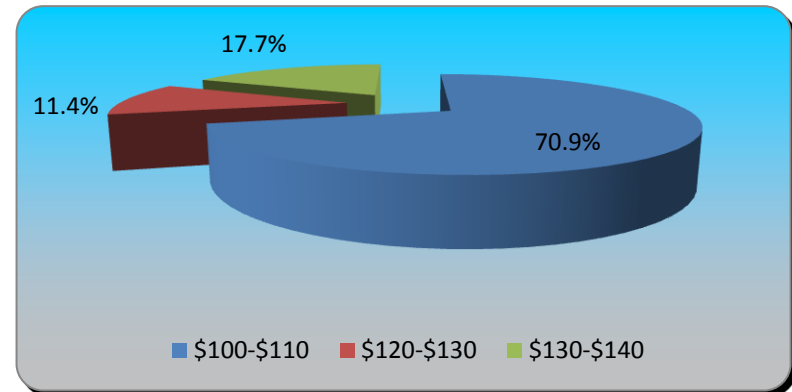
11.) If the SAARC were developed with the types of new amenities and programs that are most important to you, in your opinion, what would be a fair price, per month, for an individual membership? (multiple choice)

	Responses	
\$60-\$70	62	75.61%
\$70-\$80	9	10.98%
\$80-\$90	11	13.41%
Totals	82	100%



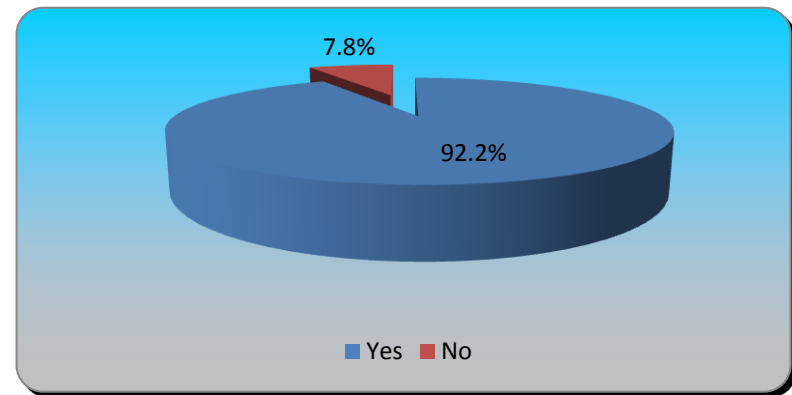
12.) If the SAARC were developed with the types of new amenities and programs that are most important to you, in your opinion, what would be a fair price, per month for a family membership? (multiple choice)

	Responses	
\$100-\$110	56	70.89%
\$120-\$130	9	11.39%
\$130-\$140	14	17.72%
Totals	79	100%



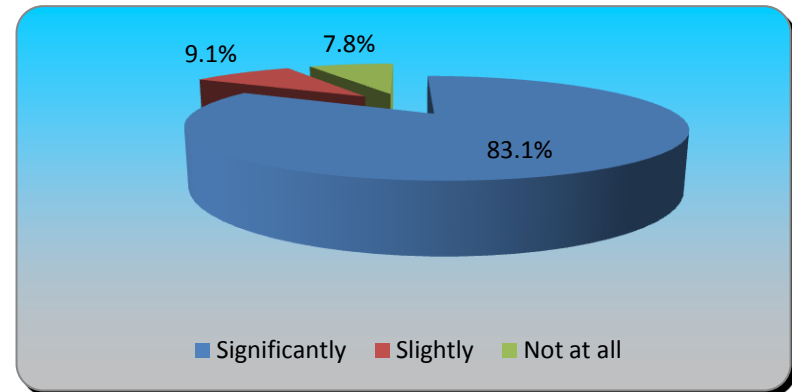
13.) Did you receive the information about the proposed Southern Area Aquatics and Recreation Center that you were looking for from this meeting? (multiple choice)

	Responses	
Yes	71	92.21%
No	6	7.79%
Totals	77	100%



14.) From your attendance at this meeting, has your understanding of the process involved in planning and developing the Southern Area Aquatics and Recreation Center increased: (multiple choice)

	Responses	
Significantly	64	83.12%
Slightly	7	9.09%
Not at all	6	7.79%
Totals	77	100%



15.) How effective do you believe the Department of Parks and Recreation has been in addressing your concerns about the proposed Southern Area Aquatics and Recreation Center project? (multiple choice)

	Responses	
Very	67	83.75%
Slightly	10	12.50%
Not at all	3	3.75%
Totals	80	100%

